

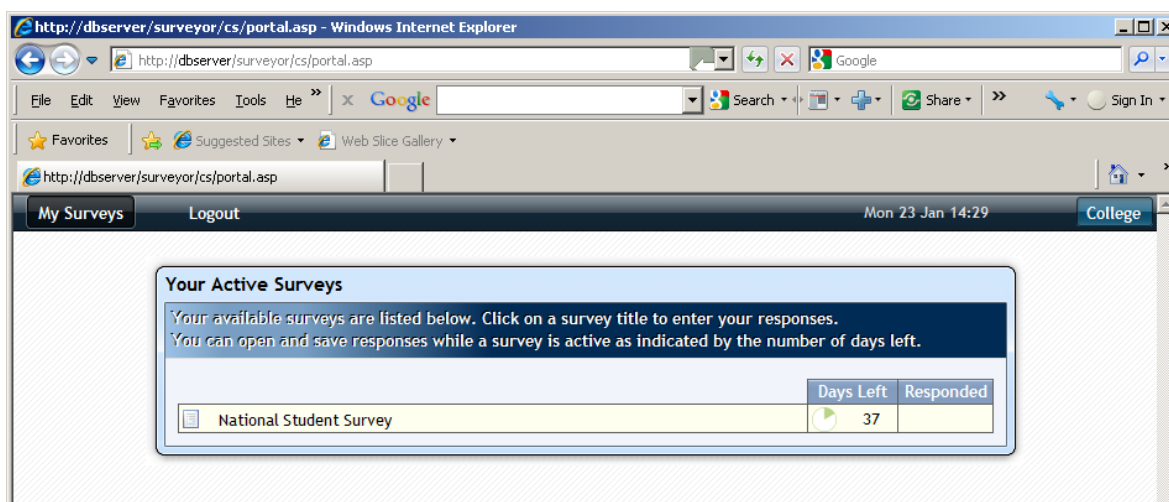
# Eden Network Development Ltd

## CURRICULUM SURVEYOR

### National Student Survey Automation

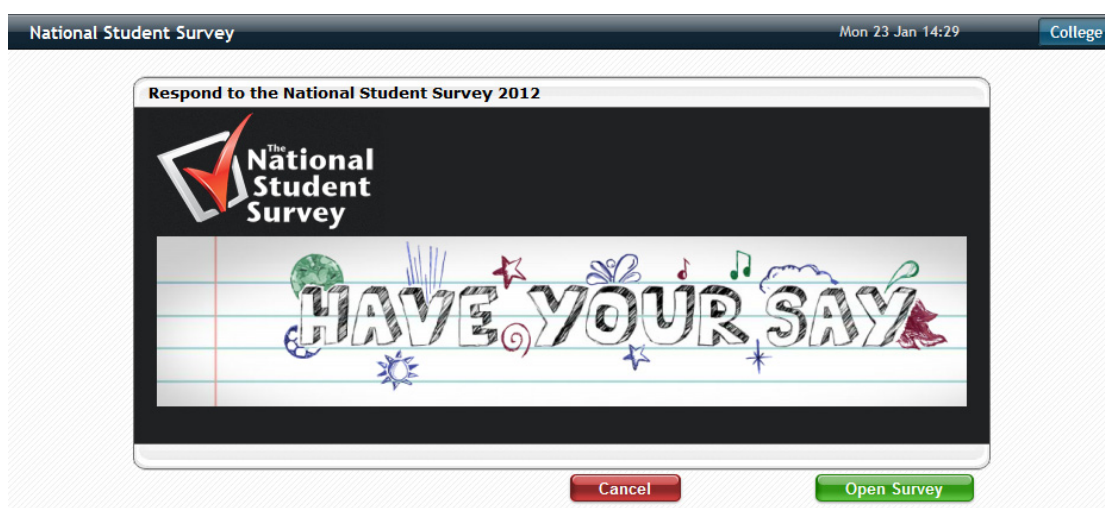


When a survey of type 'HE Student Survey' is linked to a learner, Surveyor lists it as an active survey within the learner portal as normal but it is not handled in the same way as internal surveys when selected.

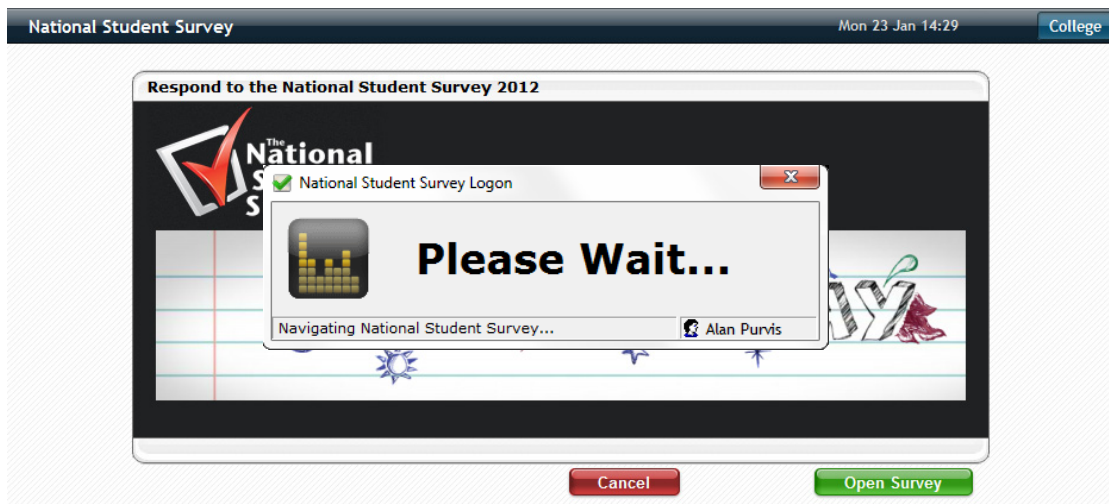


When a learner selects this type of survey from their active survey list, they will be presented with your designed layout followed by two buttons which either open the National Student Survey or return to their active survey list.

Your custom design allows you to present guidance and information about the National Student Survey prior to them launching it.

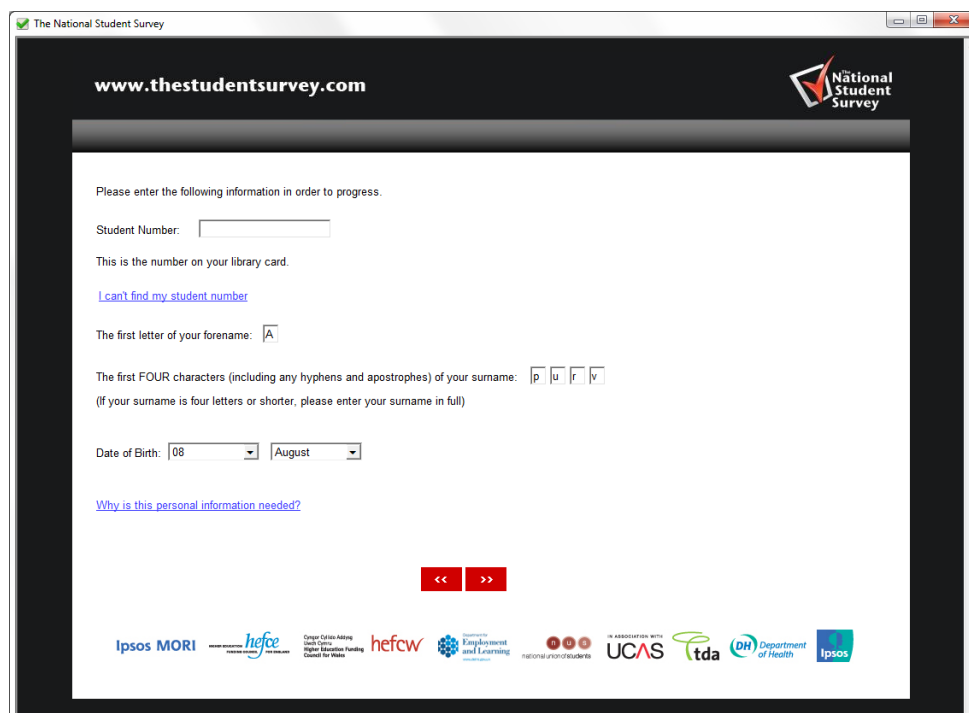


When the learner clicks the 'Open Survey' button the automation process begins by launching a popup as illustrated below.



This popup navigates to the National Student Survey and populates the initial screens and the Institution Name without user intervention before displaying the survey in a new maximized window where they complete the survey.

Name and date of birth are also auto-populated but can be modified by the learner before proceeding. Since the HE Student Number is not known to your MIS database, the learner must populate this manually but should be the only item requiring manual completion.



After completing and submitting the survey, a signal is sent back to the Curriculum Surveyor database logging the completion of the survey by the learner.

The completion signal is not sent if the learner closes the National Student Survey before submitting. However, they will be prompted if they attempt to close the survey prematurely.