

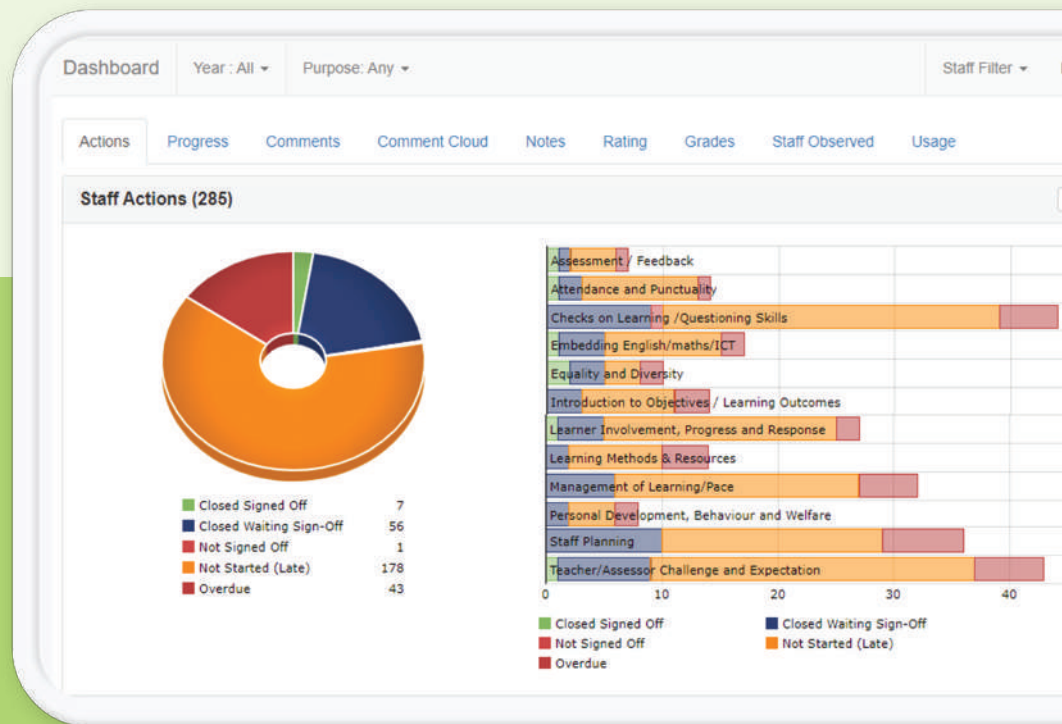
CURRICULUM OBSERVER



MANAGE YOUR TEACHING AND LEARNING OBSERVATIONS

EDEN NETWORK DEVELOPMENT LTD

INFO@ENDSOLUTIONS.NET 01228 819100 WWW.ENDSOLUTIONS.NET

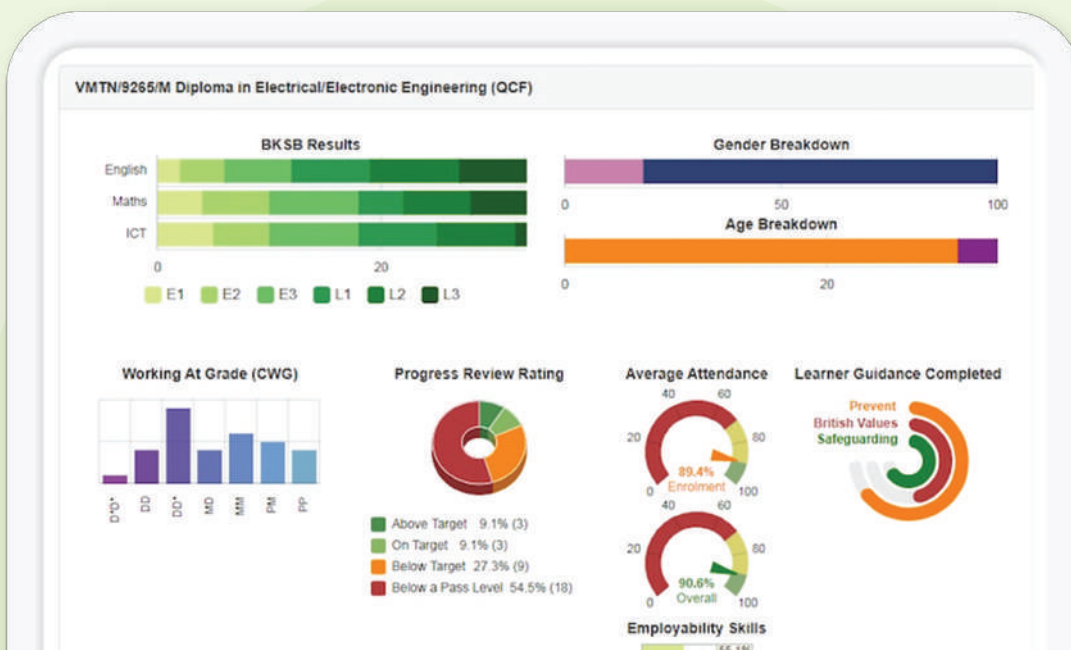


CURRICULUM OBSERVER

Supporting Colleges and Adult Education Providers with Quality Improvements Solutions

Curriculum Observer is an on-line solution for managing your Teaching and Learning Observations, Learning Walks, Peer Observations, Audits, Mock Inspections and other processes where staff may be observed.

Our system supports graded and non-graded observations and the ability to track and record strengths and areas for improvement incorporating CPD action plans within bespoke documents to replicate your internal processes.



Deep Dive Data and charts from any database.



Live integration with EBS, Unit-e, Prosolution, Unit4 & PICS.

CURRICULUM OBSERVER

Live integration with your MIS database to auto-populate observation documents with register, qualification and staff data.

Formal Observation

Kevin Baron

Pre-Observation

Date/Start time	13 Aug 2021 09:00	Observer	Alan Purvis
Observation Complete	<input checked="" type="checkbox"/>	By ticking this box you are confirming this observation form is complete.	
Release for Feedback	<input type="checkbox"/>	By ticking this box you are confirming that verbal feedback has taken place and this form can now be released to the observee.	

Subject: English Year Level: Year 10

Lesson Topic: lesson topic...

College Values: Respect Employability Metric: Communication

PDP Goal: This is the PDP Goal
blah
blah...

Plan for and implement effective teaching and learning

Create and maintain supportive and safe learning environments

Assess, provide feedback and report on student learning

AITSL Professional Teaching Standards for Classroom Practice

	Graduate	Proficient	Highly Accomplished	Lead	Not Observed
Standard 3: Plan for and implement effective teaching and learning					
Establish challenging learning goals	<input type="checkbox"/>	<input type="checkbox"/>	<input type="checkbox"/>	<input type="checkbox"/>	<input checked="" type="checkbox"/>
Plan, structure and sequence learning programs	<input type="checkbox"/>	<input checked="" type="checkbox"/>	<input type="checkbox"/>	<input type="checkbox"/>	<input type="checkbox"/>
Use teaching strategies	<input type="checkbox"/>	<input type="checkbox"/>	<input checked="" type="checkbox"/>	<input type="checkbox"/>	<input type="checkbox"/>
Select and use resources	<input type="checkbox"/>	<input type="checkbox"/>	<input checked="" type="checkbox"/>	<input type="checkbox"/>	<input type="checkbox"/>
Use effective classroom communication	<input type="checkbox"/>	<input type="checkbox"/>	<input checked="" type="checkbox"/>	<input type="checkbox"/>	<input type="checkbox"/>
Standard 4: Create and maintain supportive and safe learning environments					
Support student participation	<input type="checkbox"/>	<input checked="" type="checkbox"/>	<input type="checkbox"/>	<input type="checkbox"/>	<input type="checkbox"/>
Manage classroom activities	<input checked="" type="checkbox"/>	<input type="checkbox"/>	<input type="checkbox"/>	<input type="checkbox"/>	<input type="checkbox"/>
Manage challenging behaviour	<input type="checkbox"/>	<input type="checkbox"/>	<input type="checkbox"/>	<input type="checkbox"/>	<input checked="" type="checkbox"/>
Maintain student safety	<input type="checkbox"/>	<input type="checkbox"/>	<input checked="" type="checkbox"/>	<input type="checkbox"/>	<input type="checkbox"/>
Use ICT safely, responsibly and ethically	<input type="checkbox"/>	<input type="checkbox"/>	<input type="checkbox"/>	<input type="checkbox"/>	<input checked="" type="checkbox"/>
Standard 5: Assess, provide feedback and report on student learning					
Assess student learning	<input type="checkbox"/>	<input type="checkbox"/>	<input checked="" type="checkbox"/>	<input type="checkbox"/>	<input type="checkbox"/>
Provide feedback to students on their learning	<input type="checkbox"/>	<input checked="" type="checkbox"/>	<input type="checkbox"/>	<input type="checkbox"/>	<input type="checkbox"/>
Make consistent and comparable judgements	<input checked="" type="checkbox"/>	<input type="checkbox"/>	<input type="checkbox"/>	<input type="checkbox"/>	<input type="checkbox"/>

AITSL Level: Level 6 - Lead

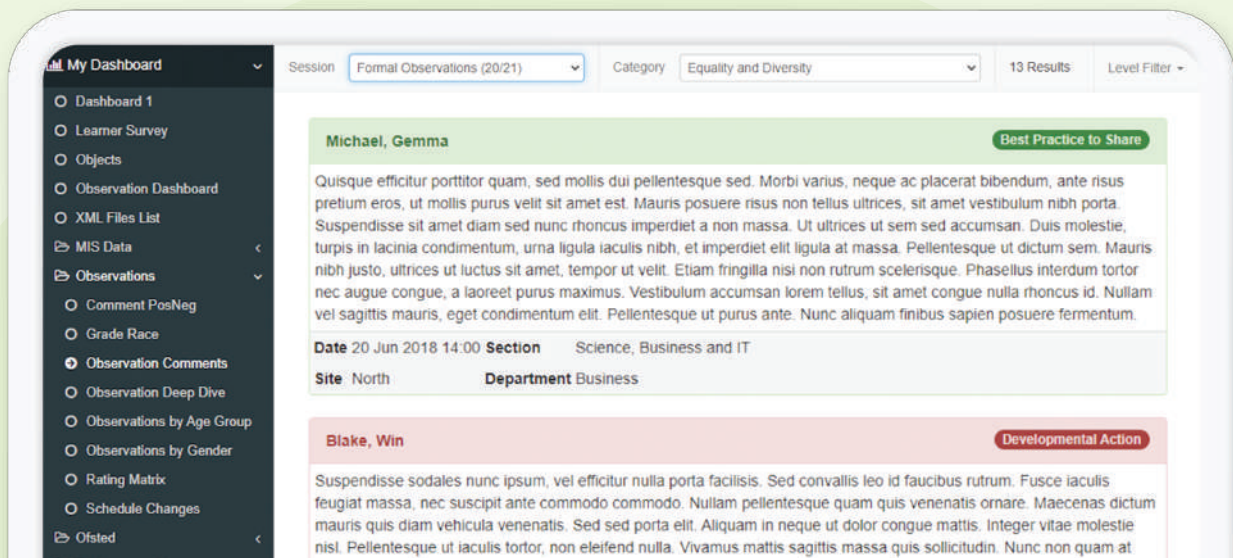
HITS Focus: Setting Goals

HITS Level: Emerging Evolving Embedding Excelling

Did the session observed follow the GANAG session plan structure? Yes No

Did the session include an industry context? Yes No

Please list your data-based observations related to the observation focus areas:



Curriculum Observer Features

- ✓ Complete Graded & Ungraded Observations, Learning Walks, Peer Observations and Audits.
- ✓ Supports OFSTED “Deep Dive” presenting data and charts at any level and from any database.
- ✓ On-line completion using your own bespoke designs and documents.
- ✓ E-mail workflow informs users when observations are scheduled, completed, moderated and reflected.
- ✓ Create CPD Action Plans targeting observed Strengths and Areas for Improvement.
- ✓ Record Staff Support logs and Create & Monitor Staff Development Plans
- ✓ Managers and Team Leaders can access all information relating to their staff.
- ✓ KPI Reports and Dashboards ensure staff complete and follow up in a timely manner
- ✓ Use our built-in reports and dashboards or design your own using the report builder tool

There is no limit on the size, complexity or range of information that can be captured within electronic forms.

Forms can be created to exactly match their paper counterparts so that staff can record observation information quickly and easily.

Teaching, Learning & Assessment Observation

Teacher	Rhian Ballance	Manager	Kirk Banner				
Teacher Status	Full Time	Type	Trainee				
Curriculum Area	Engineering and IT						
Course	GDLR/7145/L Diploma in IT (QCF)						
Subject		Level	Level 3				
Lesson Period	Middle	No. on register	25	No. in session	20	No. of lates	2
Be Ready to Learn <i>(Tick if a concern)</i>	<input checked="" type="checkbox"/> ID badges and Lanyards	<input checked="" type="checkbox"/> Bags and Personal Possessions					
	<input checked="" type="checkbox"/> Coats, Hoods, Hats	<input checked="" type="checkbox"/> Health and Safety					
	<input type="checkbox"/> Mobile Phones	<input checked="" type="checkbox"/> Respect					
	<input checked="" type="checkbox"/> Headphones	<input type="checkbox"/> Classroom Behaviour					
	<input type="checkbox"/> Food and Drink	<input type="checkbox"/> Equipment (Pens, Paper, Folders)					
Observation Date	07 Jul 2021	09	00	Observer	Alan Purvis		
Observation Complete	<input checked="" type="checkbox"/>	By ticking this box you are confirming this form is complete.					
Release for Feedback	<input type="checkbox"/>	By ticking this box you are confirming that verbal feedback has taken place and this form can now be released to the observee.					
QTLA1. Teaching and Assessment Methods							
Teaching and assessment methods and resources inspire and challenge all students and meet their different needs, including the most able and the most disadvantaged, enabling them to enjoy learning and develop their knowledge, skills and understanding.							
<ul style="list-style-type: none">• Students are curious• Students are interested and keen to learn• Students consolidate and deepen their knowledge, understanding and skills• Students seek out and use new information to develop							
Strength				Area for Improvement			
<input type="text"/>				<input type="text"/>			
<input type="text"/>				<input type="text"/>			
QTLA2. Students are Supported							
QTLA3. Sessions are Planned							

Design your own observation forms to capture the information you require.

MIS integration allows the system to populate forms with register data, course & learning data, staff data, etc. Record Strength & Areas for Improvement comments against custom category headings. Create CPD Actions against observation categories which flow through into the next observation.

CURRICULUM OBSERVER

The system includes a report builder tool that allows you to design your reports and dashboards or import reports designed by us or other organisations using Observer. You can create reports against any database used by your organisation so it is not limited to observation data. For example, run reports against your MIS database, Learner Tracking database, HR database or combine them to produce whole organisation dashboards.

This is a very powerful feature allowing you to also use our solution as a central report tool with granular permission granting processes to restrict access and data to the required staff.

The screenshots illustrate the following features:

- Comment Cloud:** A word cloud visualization of comments, with 'employability' and 'skills' being prominent terms.
- Staff Planning:** A horizontal bar chart showing the distribution of staff across different subjects and levels.
- Comments Table:** A list of comments with dates and text, highlighting the use of 'employability' skills.
- Observation Grades:** A dashboard showing a donut chart of grade distribution and a horizontal bar chart of grades by subject area (SSA1).

GET IN TOUCH

EDEN NETWORK SOLUTIONS



INFO@ENDSOLUTIONS.NET

01228 819100

WWW.ENDSOLUTIONS.NET

GET IN TOUCH
EDEN NETWORK DEVELOPMENT
INFO@ENDSOLUTIONS.NET
01228 819100
WWW.ENDSOLUTIONS.NET

